THERMOCOUPLE - Sous perle

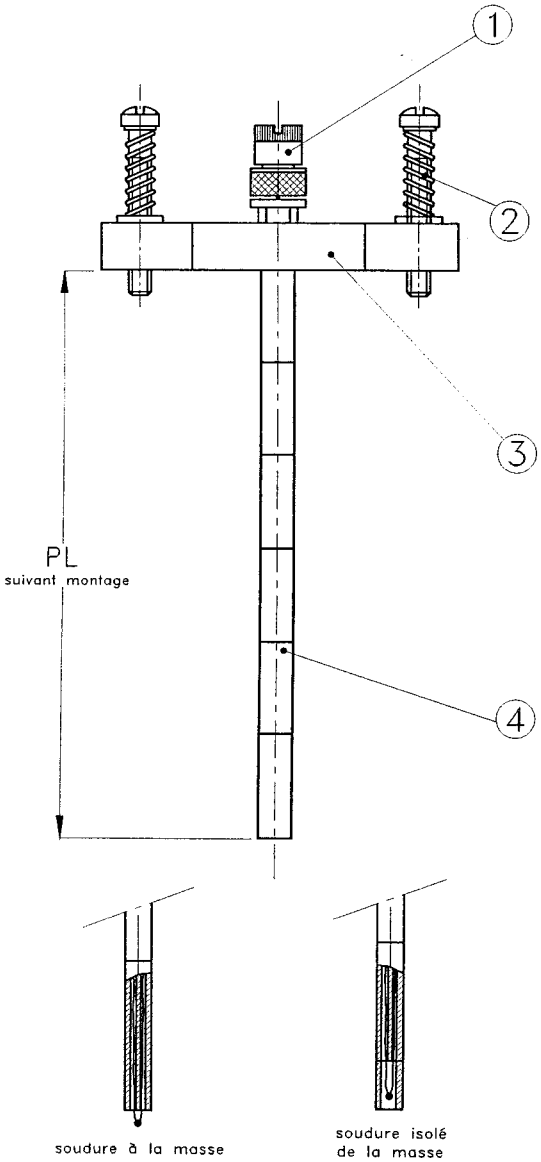

TYPE STANDARD

TYPE DIN

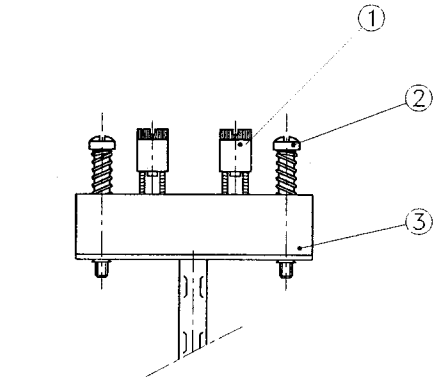

BORNIER THERMOCOUPL
TYPE DIN SIMPLE - 3 F

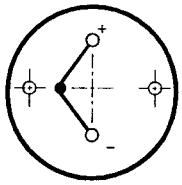

BORNIER THERMOCOUPL
TYPE DIN DUPLEX - 4

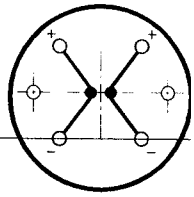

STANDARD

BORNIER THERMOCOUPLE
TYPE SIMPLE - 2 FILS

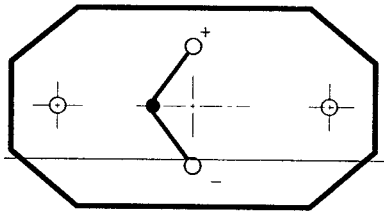

BORNIER THERMOCOUPLE
TYPE DUPLEX - 4 FILS

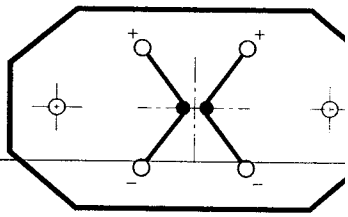

TRANSMETTEUR *(suivant notice)*

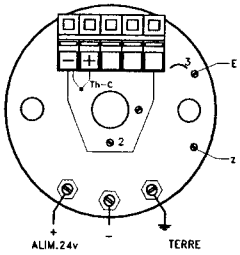

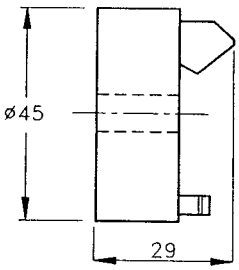

Description technique

① Borne Laiton Nickel

② Vis de fixation
(option systéme à ressort)

③ Bornier céramique

④ Isolateur

DESIGNATION SYMBOLE

Thermocouple	SIMPLE	S					
	DUPLEX	D					
Type	T - J - K - N - S		K				
Diamètre	Ø5 - Ø7 - Ø8			5			
Précision	classe B				R1		
	classe A				R2		
Bornier	standard					S	
	DIN					D	
	Transmetteur					T	
Longueur (sous Bornier)							PL

EXEMPLE

Thermocouple simple
Type K
Diamétre Ø5
classe B
Standard
PL = 250mm

S	K	5	R1	S	PL 250